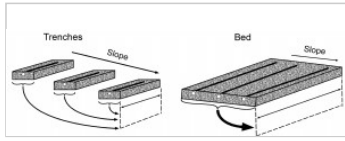


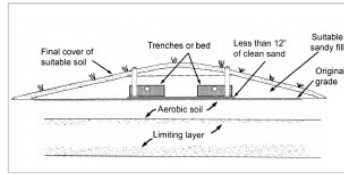
bed

Below-grade soil treatment area consisting of an excavation greater than three feet wide containing distribution media and more than one lateral; typically installed in an excavation 18 to 36 inches below original ground elevation; utilizes pressure or gravity distribution; a cover of suitable soil stabilizes the final grade, supports vegetative growth and sheds runoff; see also trench.

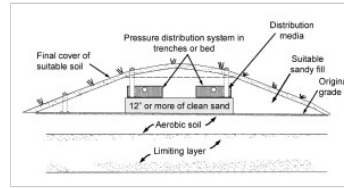
bed images/graphics:



Loading rate, contour - trench and bed



Mound, modified



Mound