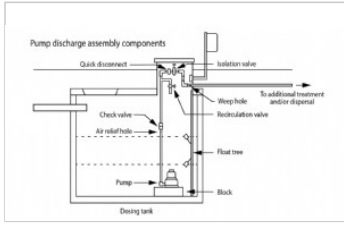


air relief

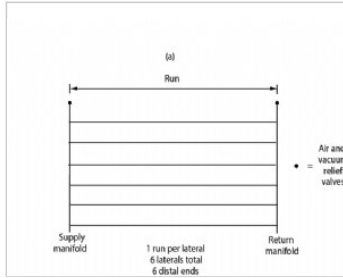
Process of venting air from a component.

air relief images/graphics:

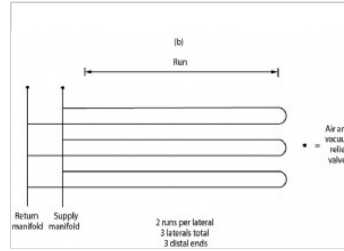


Pump discharge assembly

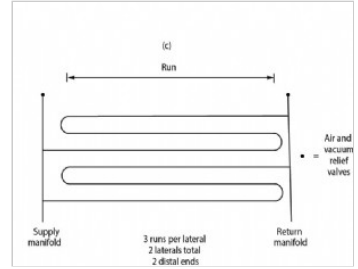
Dosing tank with complete discharge assembly, profile view



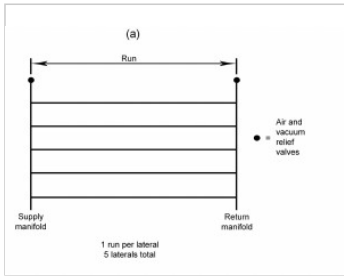
Runs - drip distribution laterals (a)



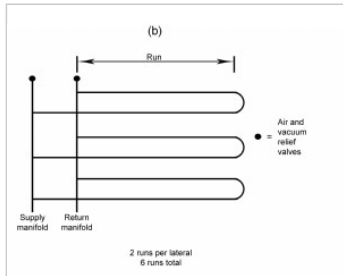
Runs - drip distribution laterals (b)



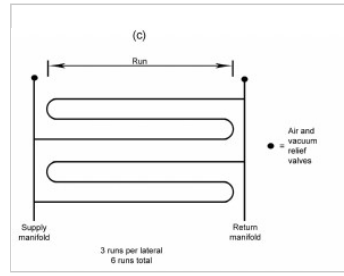
Runs - drip distribution laterals (c)



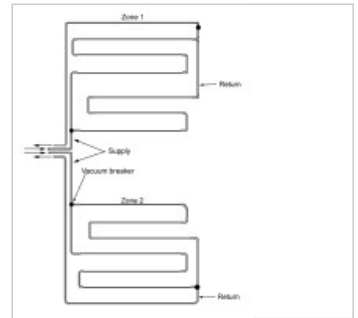
The run is equal to the lateral, plan



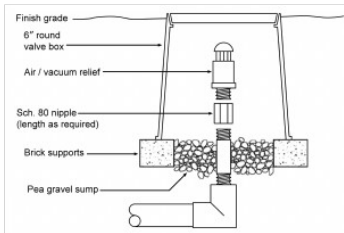
Two runs make up one lateral, plan



Three runs make up one lateral, plan



Drip field layout with looped lines, plan (1)



Configuration of an air release valve