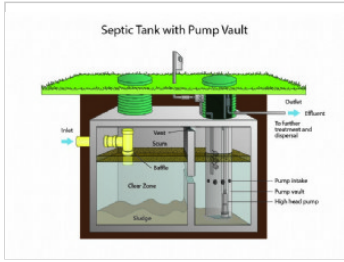


**pump vault**

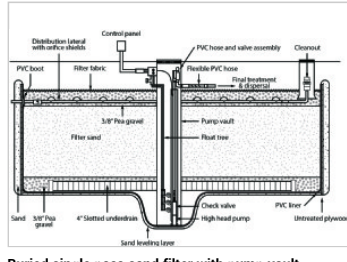
Device installed in a septic or dosing tank that houses a pump and screens effluent before it enters the pump.

*pump vault images/graphics:*



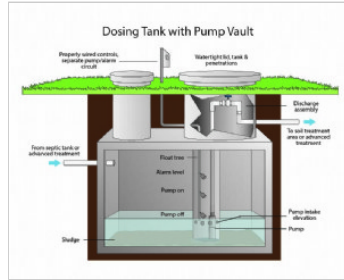
**Septic tank pump vault, pump demand dosing**

Septic tank with a pump installed in a vault in outlet compartment, demand dosing float configuration, profile view, color



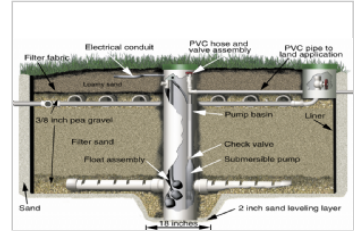
**Buried single pass sand filter with pump vault**

Construction detail for buried, single pass sand filter with a pump vault, profile view

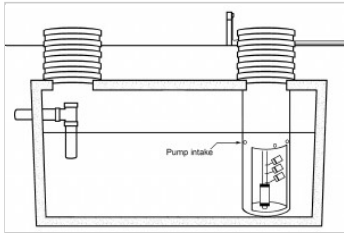


**Dosing tank with pump vault**

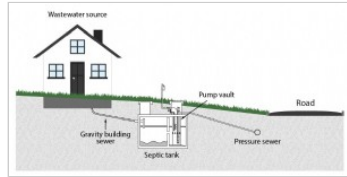
Dosing tank with the pump installed within a pump vault using a demand dosed float configuration, profile view, color



**Buried sand filter unit**

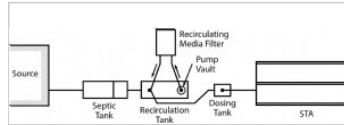


**Dosing tank with a pump vault, profile**



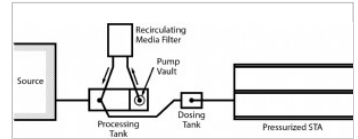
**Building sewer series - House with STEP**

Residential sewer options: gravity building sewer to septic tank effluent pump (STEP) to pressure sewer, profile view



**Recirc media filter, recirc tank and pump vault**

Recirculating media filter, recirculation tank, pump vault, recirculating splitter valve, dosing tank, STA, plan view



**Recirc media filter, proc tank and pump vault**

Recirculating media filter, processing tank, pump vault, recirculating splitter valve, dosing tank, STA, plan view