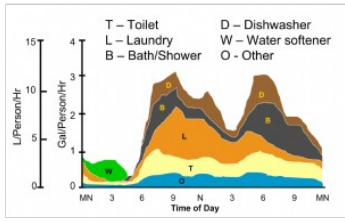


daily flow

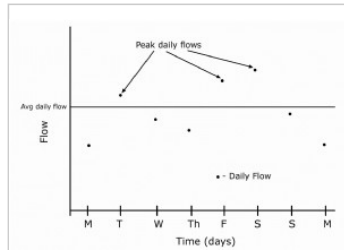
Measured volume of wastewater generated from a facility in a 24-hour period; expressed as a volume per day.

daily flow images/graphics:

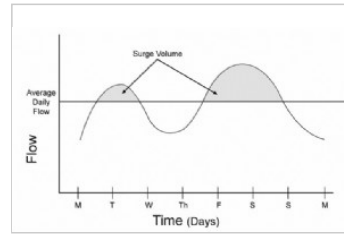


Daily fluctuation of residential wastewater source flow

Daily fluctuation of residential wastewater source flow, graph, color



Flow - daily, average, peak



Volume, surge