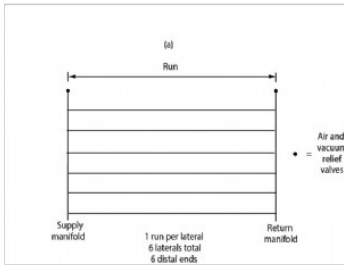


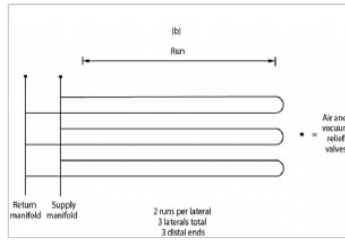
supply line

pipng between a source of effluent and the associated gravity-flow or pressure distribution system.

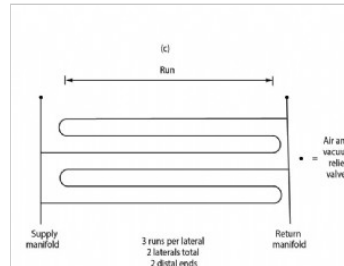
supply line images/graphics:



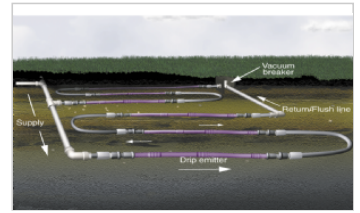
Runs - drip distribution laterals (a)



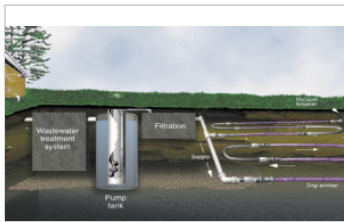
Runs - drip distribution laterals (b)



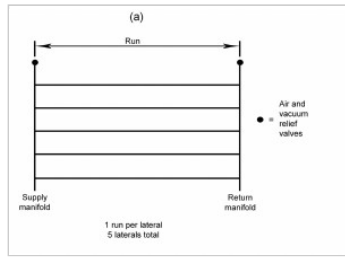
Runs - drip distribution laterals (c)



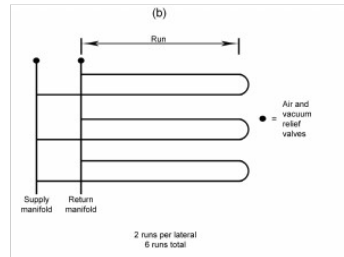
Drip distribution STA



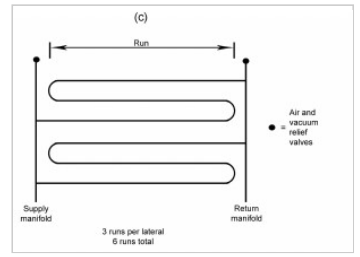
Drip distribution STA



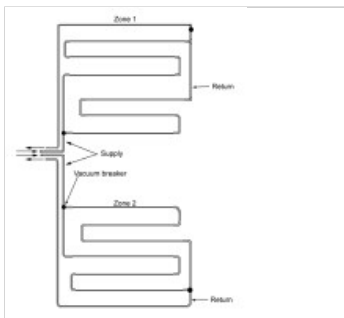
The run is equal to the lateral, plan



Two runs make up one lateral, plan



Three runs make up one lateral, plan



Drip field layout with looped lines, plan (1)