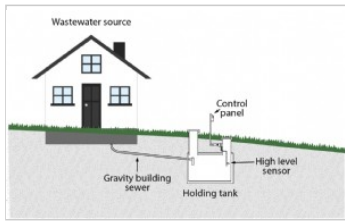


building sewer

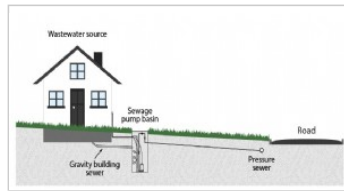
Service line piping that collects and conveys wastewater from the source to further collection and storage, treatment and dispersal components; includes access for maintenance such as cleanouts.

building sewer images/graphics:



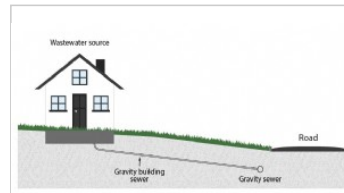
Building sewer series - House with holding tank

Residential sewer options: gravity building sewer to holding tank, offsite disposal, profile view



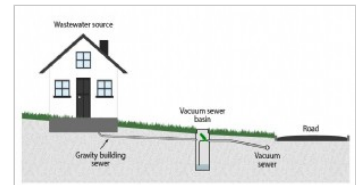
Building sewer series - House with sewage pump basin to pressure sewer

Residential sewer options: sewage pump basin to pressure sewer, profile view



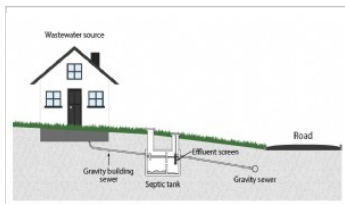
Building sewer series - House with gravity sewer

Residential sewer options: gravity building sewer to gravity sewer, profile view



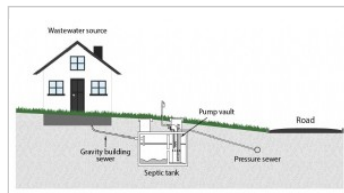
Building sewer series - House with vacuum sewer

Residential sewer options: gravity building sewer to vacuum sewer, profile view



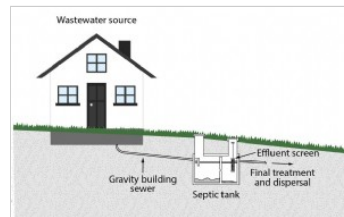
Building sewer series - House with STEG

Residential sewer options: gravity building sewer to septic tank effluent gravity (STEG) to gravity sewer, profile view



Building sewer series - House with STEP

Residential sewer options: gravity building sewer to septic tank effluent pump (STEP) to pressure sewer, profile view



Building sewer series - House with septic tank

Residential sewer options: gravity building sewer to septic tank, onsite final treatment and dispersal, profile view