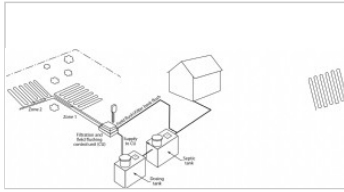


dosing tank

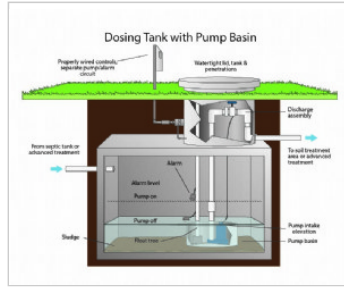
Tank or compartment which provides storage of effluent and contains a device (pump or siphon) and associated appurtenances used to convey effluent to another treatment process or a final treatment and dispersal component; see also pump tank and siphon tank.

dosing tank images/graphics:



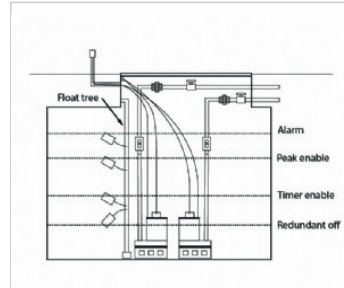
Septic tank, dosing tank, two-zone drip distribution STA

Residential OWTS: septic tank, dosing tank, control unit, field and filter flush piping, two-zone drip distribution STA



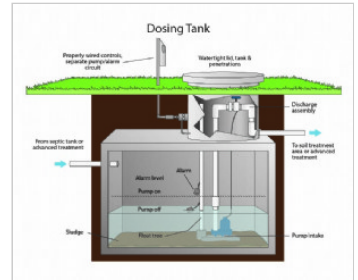
Dosing tank, pump basin, pump demand dosing

Dosing tank with the pump installed within a pump vault, demand dosed float configuration, profile view, color



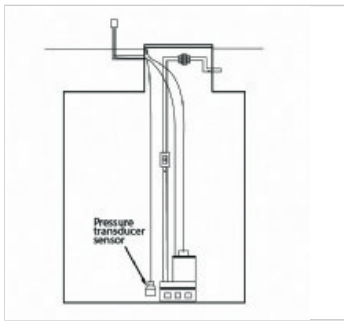
Dosing tank, duplex pumps and float controls timed

Dosing tank, duplex pumps and float controls time dosing



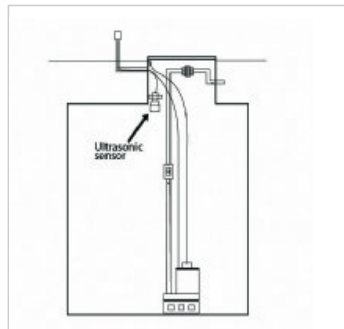
Dosing tank, block, pump demand dosing

Dosing tank with the pump installed on a block, demand dosed float configuration, profile view, color



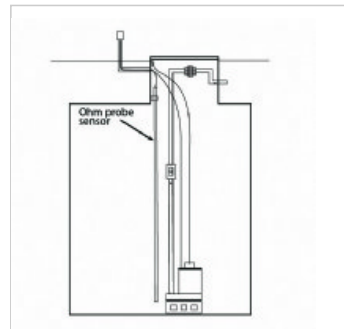
Dosing tank pressure transducer sensor configuration

Dosing tank pressure transducer sensor configuration



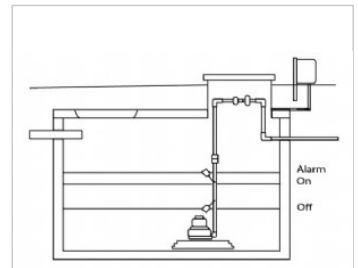
Dosing tank ultrasonic sensor configuration

Dosing tank ultrasonic sensor configuration



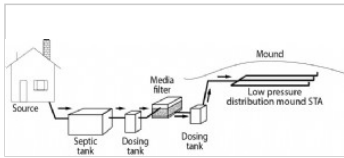
Dosing tank ohm probe sensor configuration

Dosing tank ohm probe sensor configuration



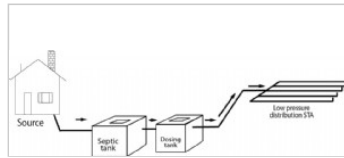
Dosing tank liquid levels

Dosing tank with on, off and alarm level identified



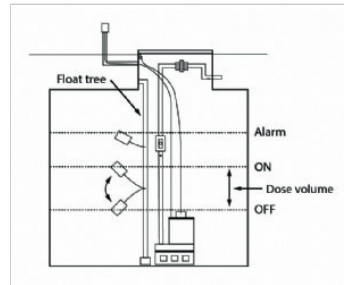
Example OWTS ST, SP media filter, LPD distribution

OWTS with advanced treatment (single pass media filter) and a low pressure distribution (LPD) soil treatment area (STA)

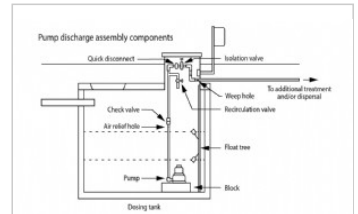


Example OWTS ST, dosing tank, LPD distribution

OWTS with septic tank, dosing tank and a low pressure distribution (LPD) soil treatment area (STA)

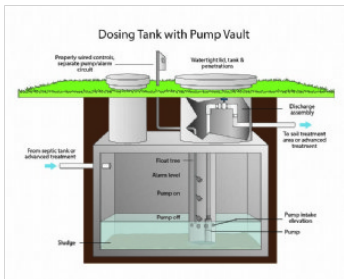


Demand dosing two float



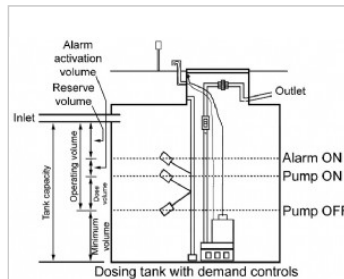
Pump discharge assembly

Dosing tank with complete discharge assembly, profile view

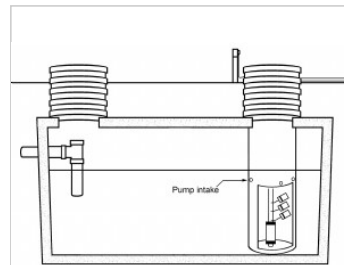


Dosing tank with pump vault

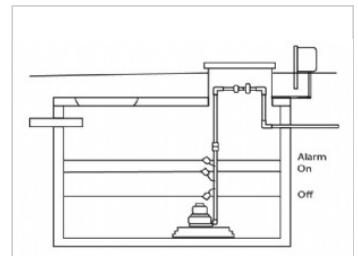
Dosing tank with the pump installed within a pump vault using a demand dosed float configuration, profile view, color



Volumes - dosing tank

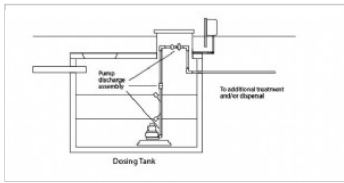


Dosing tank with a pump vault, profile



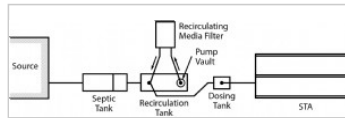
Dosing tank liquid levels, three float.jpg

Dosing tank with three float configuration



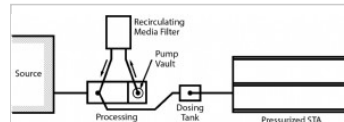
Dosing tank discharge assembly

Dosing tank showing pump discharge assembly



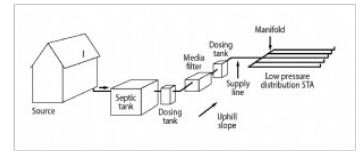
Recirc media filter, recirc tank and pump vault

Recirculating media filter, recirculation tank, pump vault, recirculating splitter valve, dosing tank, STA, plan view



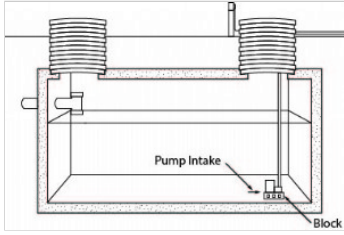
Recirc media filter, proc tank and pump vault

Recirculating media filter, processing tank, pump vault, recirculating splitter valve, dosing tank, STA, plan view



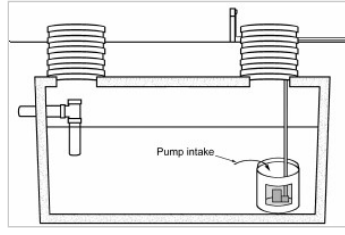
Septic tank, SP media filter, LPD distribution

Residential OWTS: septic tank, dosing tank, single pass media filter, dosing tank, low pressure distribution STA



Dosing tank, pump on block, pump intake

Dosing tank with pump installed on block to raise intake above accumulating solids



Dosing tank, pump basin, pump intake

Dosing tank with pump installed in pump basin to raise intake above accumulating solids