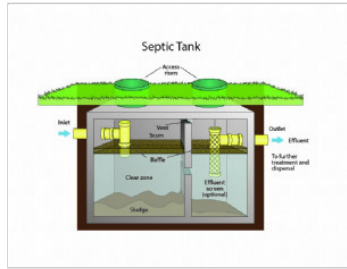


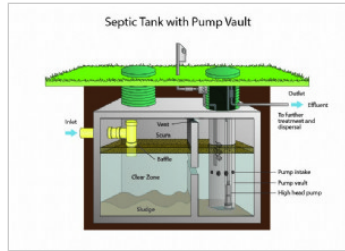
septic tank

Water-tight, covered receptacle for treatment of sewage; receives the discharge of sewage from a building, separates settleable and floating solids from the liquid, digests organic matter by anaerobic bacterial action, stores digested solids through a period of detention, allows clarified liquids to discharge for additional treatment and final dispersal, and attenuates flows.

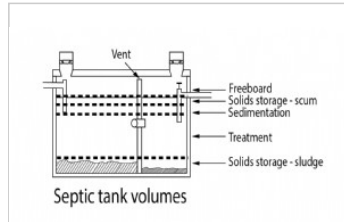
septic tank images/graphics:



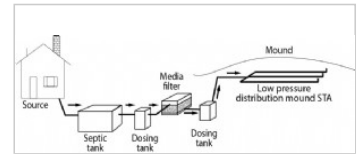
Septic Tank
Septic tank, inlet and outlet piping, baffles, sludge and scum accumulation, profile, color



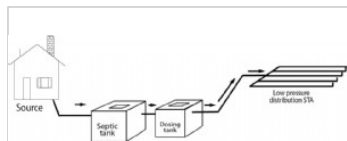
Septic tank pump vault, pump demand dosing
Septic tank with a pump installed in a vault in outlet compartment, demand dosing float configuration, profile view, color



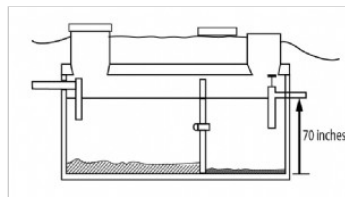
Septic tank volumes
Septic tank volumes: storage treatment clarification and freeboard



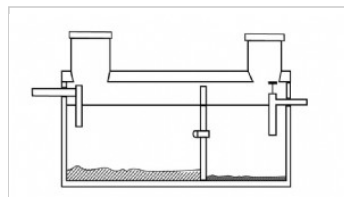
Example OWTS ST, SP media filter, LPD distribution
OWTS with advanced treatment (single pass media filter) and a low pressure distribution (LPD) soil treatment area (STA)



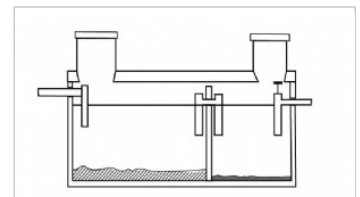
Example OWTS ST, dosing tank, LPD distribution
OWTS with septic tank, dosing tank and a low pressure distribution (LPD) soil treatment area (STA)



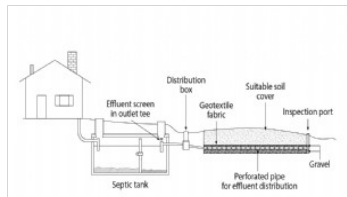
Septic tank operating depth
Septic tank with an operating depth of seventy inches



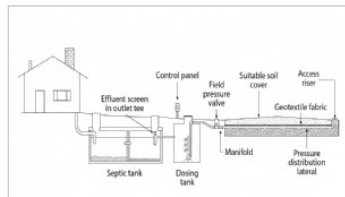
Septic tank two compartment center baffle configuration



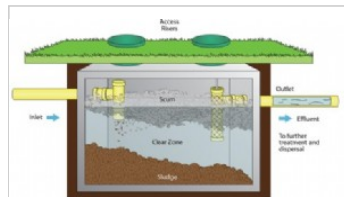
Septic tank two compartment overflow baffle configuration



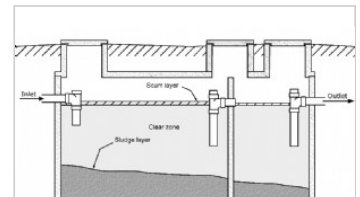
Gravity distribution system
Residential OWTS: gravity septic tank, distribution box, gravity trench STA, profile view



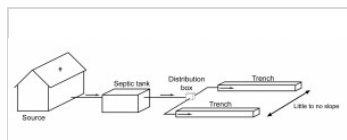
Low pressure distribution STA
Residential OWTS: gravity septic tank, dosing tank, low pressure distribution STA, profile view



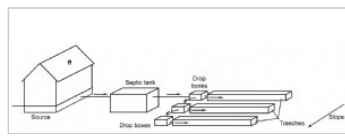
Septic tank with solids at maximum capacity
Septic tank with solids at maximum capacity, color



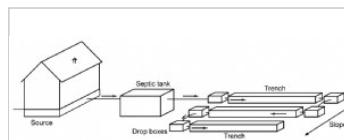
Clear zone in septic tank



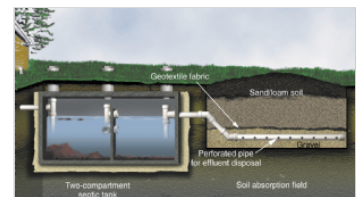
Distribution, parallel



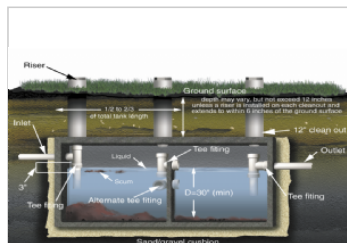
Distribution, sequential



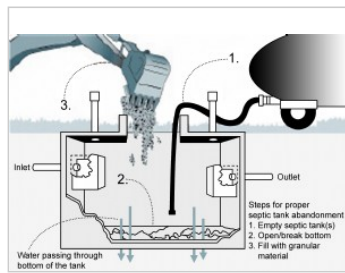
Distribution, serial



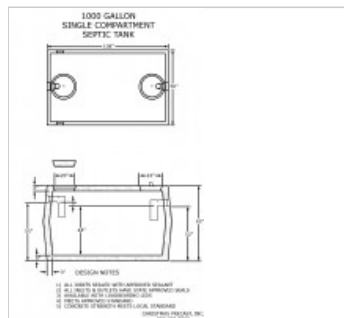
Septic tank and conventional trench



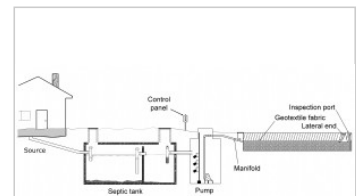
Septic tank diagram



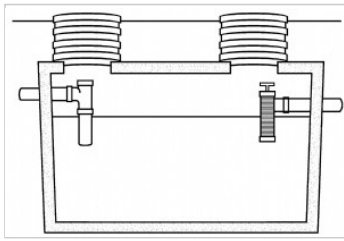
Abandonment of septic tank



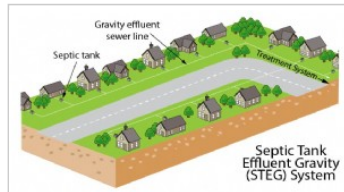
Example septic tank details construction plans



Low pressure distribution (LPD)

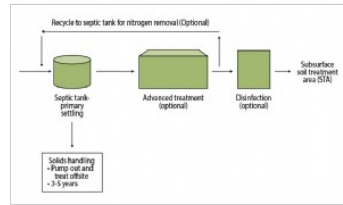


Effluent screen on the outlet of a tank - profile



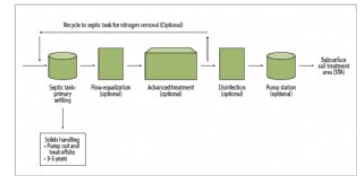
Community STEG system

Community septic tank effluent gravity (STEG) sewer system, 3D color



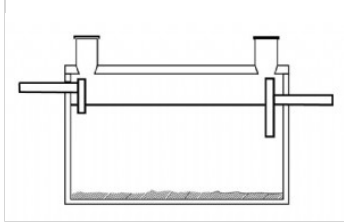
Process flow diagram to subsurface STA

Process flow diagram for optional advanced treatment train with dispersal to subsurface STA



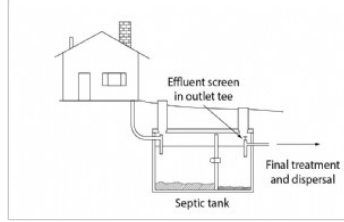
Process flow diagram with optional trt to STA

Process flow diagram for optional advanced treatment train with dosing tanks and pressure dispersal to subsurface STA



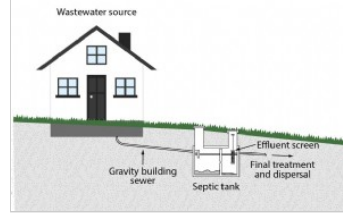
Septic tank single compartment configuration

Single compartment septic tank, profile view



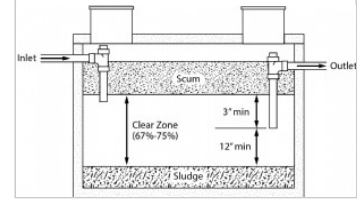
Septic tank connected to house

Septic tank to final treatment and dispersal, profile view



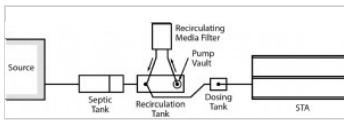
Building sewer series - House with septic tank

Residential sewer options: gravity building sewer to septic tank, onsite final treatment and dispersal, profile view



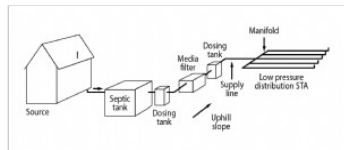
Tank pumping guidelines

Guidelines for pumping septic tanks based upon sludge and scum accumulation relative to outlet baffle



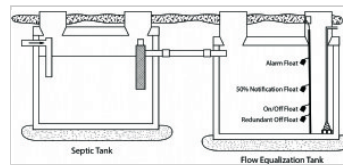
Recirc media filter, recirc tank and pump vault

Recirculating media filter, recirculation tank, pump vault, recirculating splitter valve, dosing tank, STA, plan view



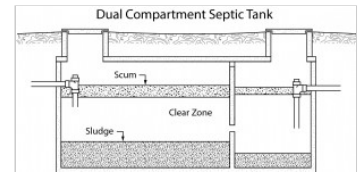
Septic tank, SP media filter, LPD distribution

Residential OWTS: septic tank, dosing tank, single pass media filter, dosing tank, low pressure distribution STA



Septic and flow equalization tanks

Septic tank and flow equalization tank with float configurations, profile view



Dual compartment septic tank solids separation

Two compartment septic tank showing baffle wall and solids separation, profile view