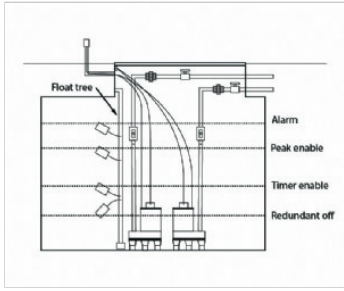


flow equalization

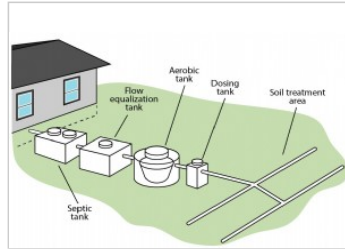
System configuration using storage capacity to moderate peak flows over time and decrease the discharge rate to match the hydraulic or organic capacity of downstream components; see also flow attenuation and dosing, time.

flow equalization images/graphics:



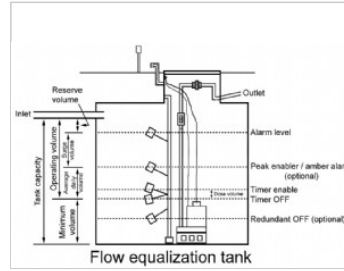
Flow equalization tank, duplex pumps and float controls timed no block

Flow equalization tank, duplex pumps and float controls timed no block

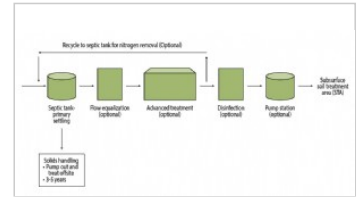


ATU with flow equalization tank, LPD

Residential OWTS: septic tank, flow equalization tank, ATU, dosing tank, LPD STA, 3D view

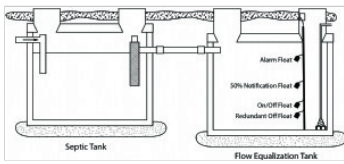


Volumes - flow equalization tank



Process flow diagram with optional trt to STA

Process flow diagram for optional advanced treatment train with dosing tanks and pressure dispersal to subsurface STA



Septic and flow equalization tanks

Septic tank and flow equalization tank with float configurations, profile view