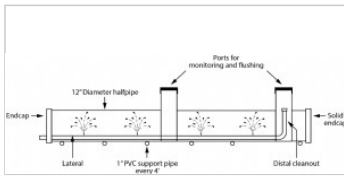


shallow narrow trench

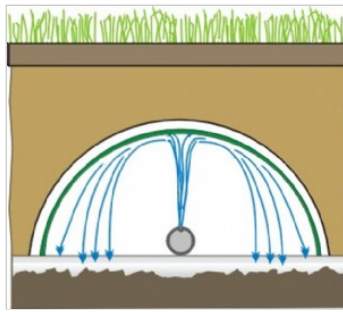
Final treatment and dispersal component in which highly-treated effluent is distributed into trenches installed in the upper portion (8 to 12 inches) of the soil profile and dosed via low-pressure distribution laterals.

shallow narrow trench images/graphics:

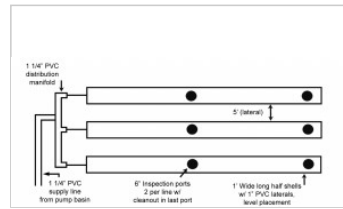


Shallow narrow trench detail

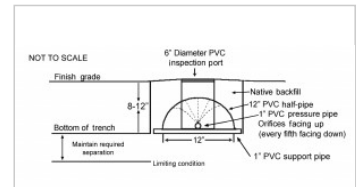
Low pressure distribution using a shallow narrow trench configuration, profile view



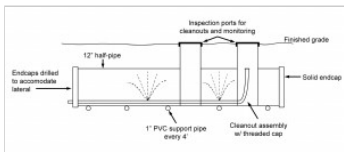
Orifice discharging into shallow narrow trench



Shallow narrow trench STA



Shallow narrow trench cross section



Shallow narrow trench profile