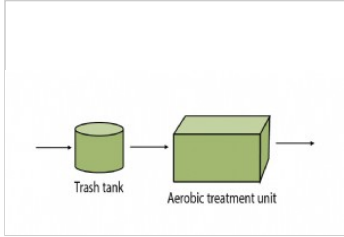


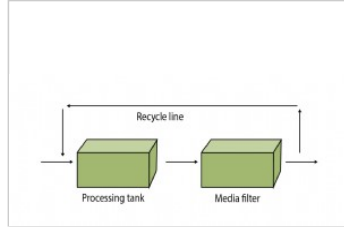
process flow

process flow images/graphics:



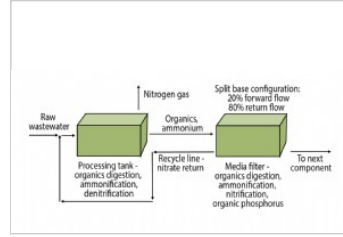
Process flow diagram Trash tank & ATU

Process flow diagram Trash tank & ATU - color

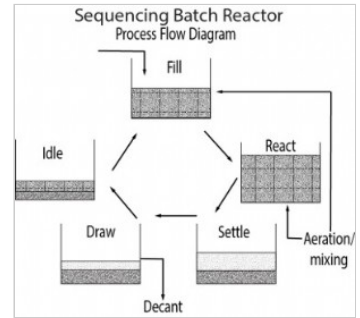


Process flow diagram Processing tank & media filter

Process flow diagram Processing tank & media filter

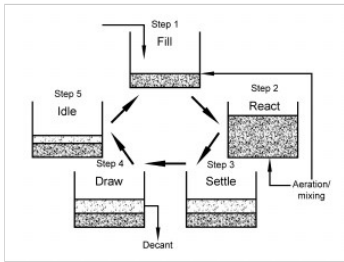


Process flow diagram Processing tank & media filter split base percent removal

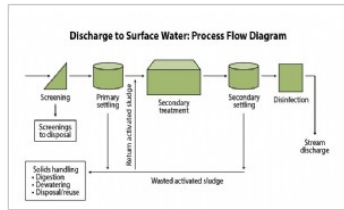


Process flow diagram Sequencing batch reactor

Process flow diagram for a sequencing batch reactor treatment process

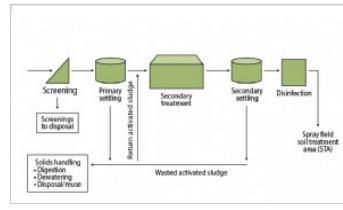


Sequencing batch reactor (SBR)



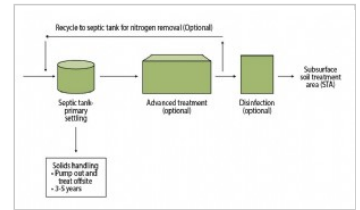
Process flow diagram surface discharge WWTP

Process flow diagram for advanced treatment train discharging to surface water



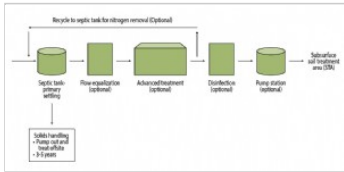
Process flow diagram spray field WWTP

Process flow diagram for advanced treatment train with dispersal to spray field STA



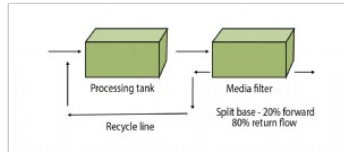
Process flow diagram to subsurface STA

Process flow diagram for optional advanced treatment train with dispersal to subsurface STA



Process flow diagram with optional trt to STA

Process flow diagram for optional advanced treatment train with dosing tanks and pressure dispersal to subsurface STA



Process flow diagram Processing tank & media filter split base

Process flow diagram for processing tank in operation with media filter with split base distribution to STA