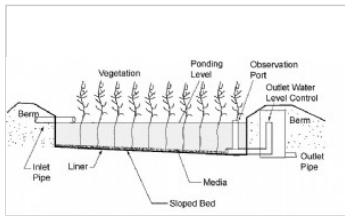


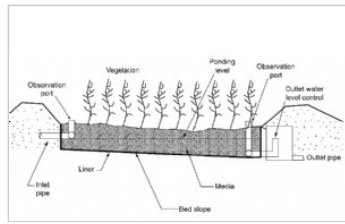
berm

1. Natural or constructed raised drainage feature used to divert runoff of stormwater and direct the flow to an effective outlet; may be used in conjunction with a swale; 2. Raised earthen structure designed to contain wastewater such as in a lagoon; see also swale.

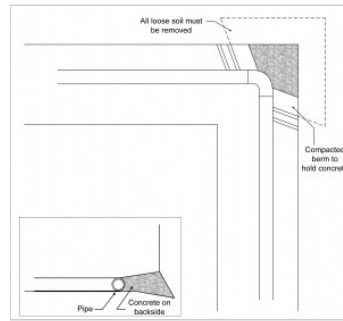
berm images/graphics:



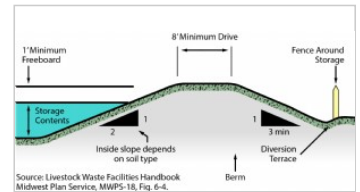
Constructed wetland free water surface profile view



Constructed wetland submerged flow profile view



Thrust block



Lagoon Border Cutaway

Lagoon criteria for freeboard, berm width and berm slopes, MWPS