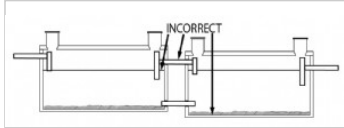
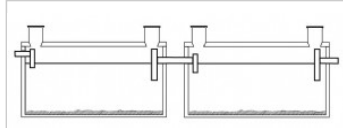


**piping**

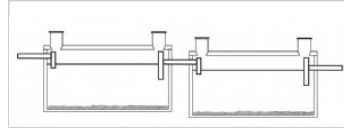
*piping images/graphics:*



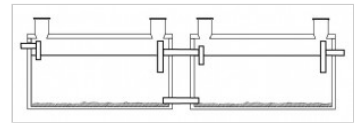
Septic tank multiple tank overflow baffle incorrect drop elevation with sludge pipe configuration



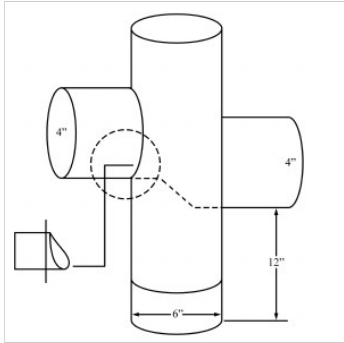
Septic tank multiple tank overflow baffle same elevation configuration



Septic tank multiple tank overflow baffle drop elevation configuration

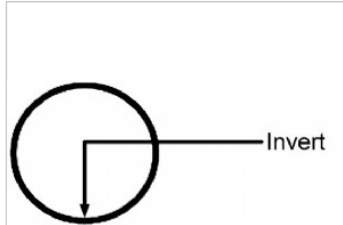


Septic tank multiple tank overflow baffle same elevation with sludge pipe configuration

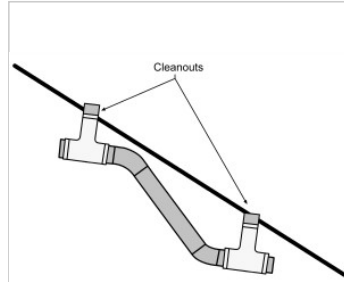


Sampling port for gravity line

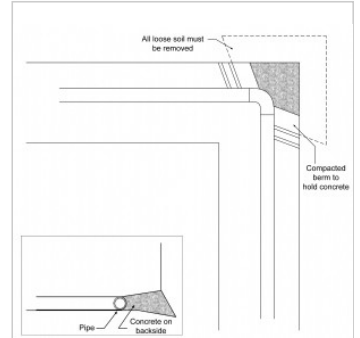
Piping configuration for a sampling port, 3D profile view



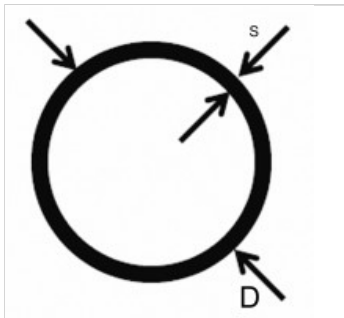
Invert of a pipe



Slope break configuration for piping



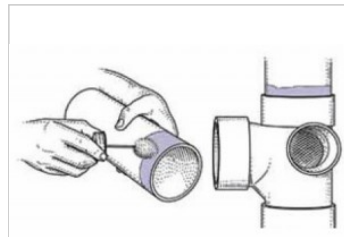
Thrust block



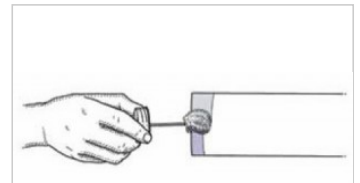
SDR pipe dimensions example



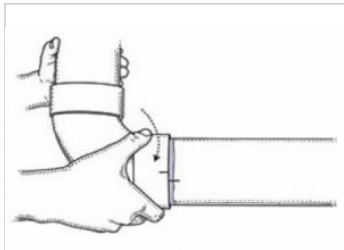
Markings typical of .75-inch nominal diameter PVC pipe



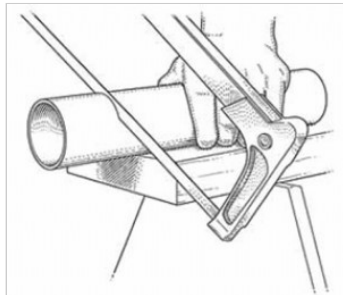
Applying primer



Applying glue to piping



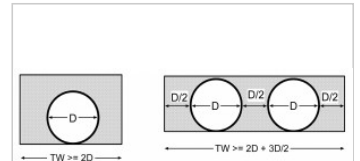
Connecting pipe and fitting



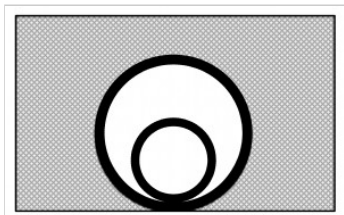
Pipe cutting



Beveled pipe



Width of excavation in relation to pipe diameter



Sleeving of smaller diameter pipe in larger diameter pipe