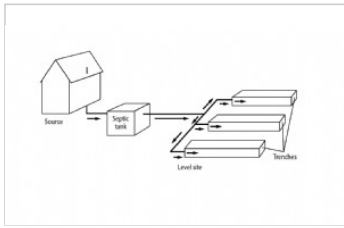


manifold

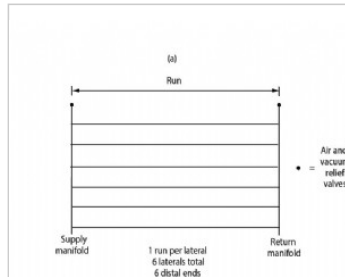
Piping network having several outlets or inlets through which a liquid or gas is distributed or collected.

manifold images/graphics:

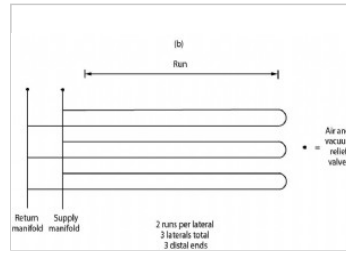


Gravity parallel trenches with manifold

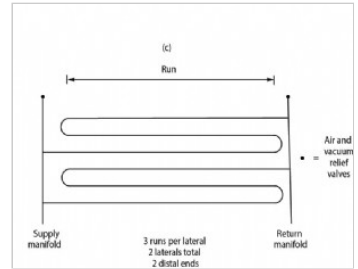
Septic tank, header pipe, gravity distribution, parallel trenches STA, level site



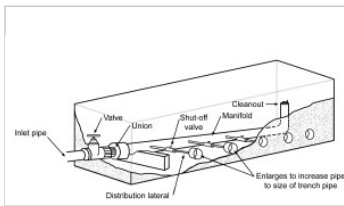
Runs - drip distribution laterals (a)



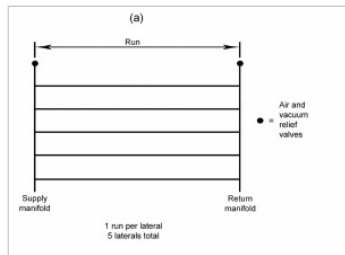
Runs - drip distribution laterals (b)



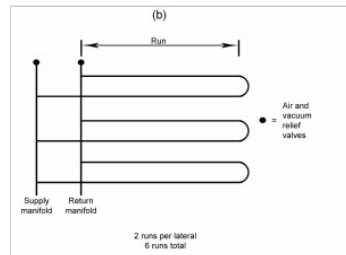
Runs - drip distribution laterals (c)



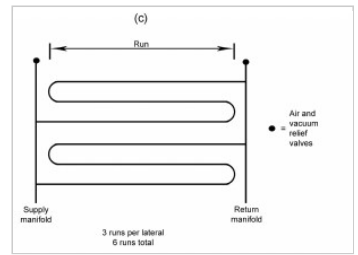
Pressure manifold, shown housed in a vault



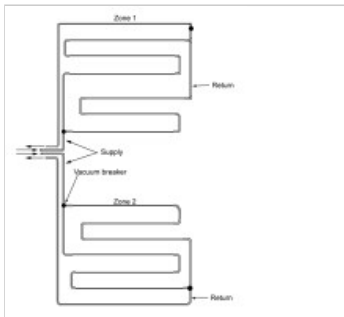
The run is equal to the lateral, plan



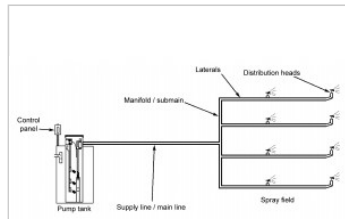
Two runs make up one lateral, plan



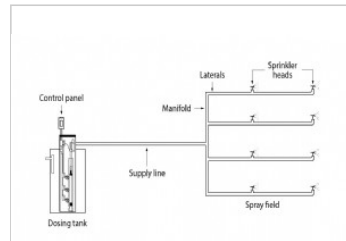
Three runs make up one lateral, plan



Drip field layout with looped lines, plan (1)

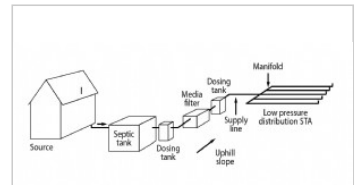


Identification of distribution system components



Spray distribution system generic treatment train

Dosing tank, spray distribution STA, profile view



Septic tank, SP media filter, LPD distribution

Residential OWTS: septic tank, dosing tank, single pass media filter, dosing tank, low pressure distribution STA